

PET CAN

A Groundbreaking Metal Can Alternative



A drop-in solution for current aluminum supply challenges, our PET Can rivals traditional cans thanks to its premium qualities and customizable shapes. The end result is a stunning can that stands out from the rest.

Key Features

Drop-in Solution

Graham's PET Can is a drop-in solution, calibrated to work with existing mobile and conventional production lines, making it an easy conversion for brands to switch from aluminum to plastic.


Enhanced Consumer Experience

With the ability to keep the product inside colder, longer -- and a clear look and premium feel -- our Can provides a unique experience to consumers.


Brand Differentiation

Thanks to our Can's design flexibility, your beverage's packaging can stand out with unique shapes, sizes and textures -- an option that aluminum doesn't offer.


Standard, slim and sleek sizes with 200/202 can-end compatibility




12oz.



250ml



187ml



100ml



100ml

Stock capacity currently available for 187ml and 250ml.



Consumers Prefer the PET Can

A consumer focus group looking at a traditional aluminum can versus Graham's PET Can found that:

- Consumers preferred the PET Can over an aluminum can, especially by those who primarily consume wine.
- Consumers liked the PET Can's clarity, since it allowed them to "visually taste" the product before opening it.
- Consumers felt that the PET Can was sturdier and more premium than aluminum and other alternatives.

Potential Applications

Sparkling & Still Wines

Hard Seltzers

Whiskey & RTD Cocktails

Cold Brew Coffees & Teas

Bubble Teas

Low Carbonation Beverages

Contact your Graham Sales Manager for more details or email: sales@grahampackaging.com

GRAHAMPACKAGING.COM/product-catalog



Graham
Packaging